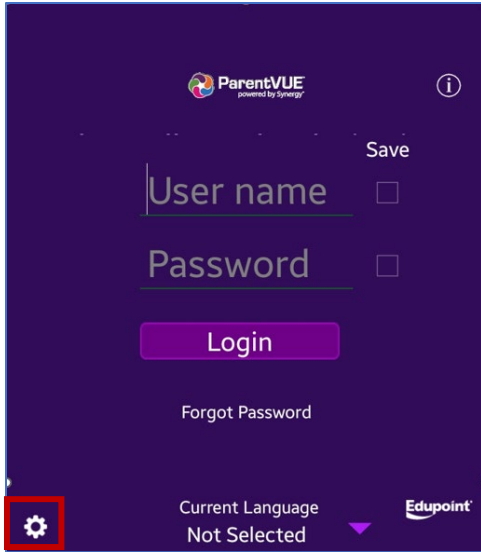
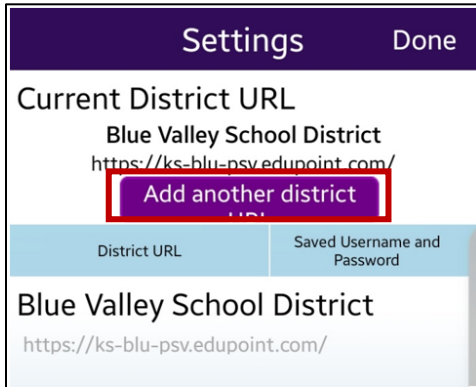


# ParentVUE App

- Download the ParentVUE app on your device (only if you haven't already)
- Click the gear icon on the bottom left



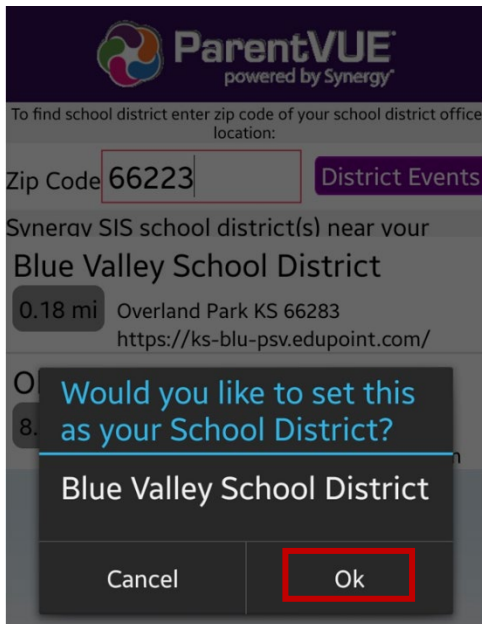
- Click Add another district URL



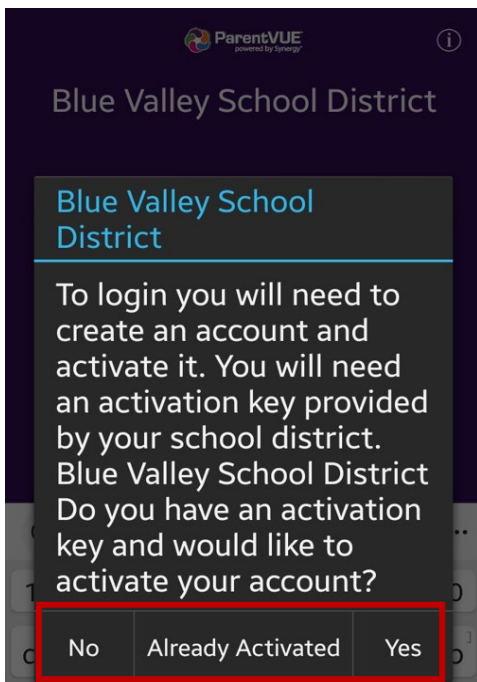
- In Zip Code, type 66223
- Click on Blue Valley School District



# ParentVUE App



- Click Ok



- After reading notice for login, select:
  - No – if you do not have a key
    - Please go to this url to set up your ParentVUE account: [https://ks-blu-psv.edupoint.com/PXP2\\_OEN\\_Login.aspx](https://ks-blu-psv.edupoint.com/PXP2_OEN_Login.aspx)
    - Then click Create a New Account
  - Already Activated – if you already have an account. You will be taking to the login screen
  - Yes – if it you have the key and continue with those instructions