

**BLUE VALLEY'S 2023 LEGISLATIVE
PRIORITY POSITION**

FULLY FUND SPECIAL EDUCATION

**BENEFITS OF FULLY FUNDING
SPECIAL EDUCATION**

- Improved student programming
- Advancement of competitive salaries to attract and retain quality educators

BLUE VALLEY SPECIAL EDUCATION FACTS



More than 18%, or one in five, of Blue Valley students receive SPED services (includes gifted and students with disabilities).



SPED disability enrollment has increased 17% since 2017. This includes a 6.9% increase for the 2022-23 school year.



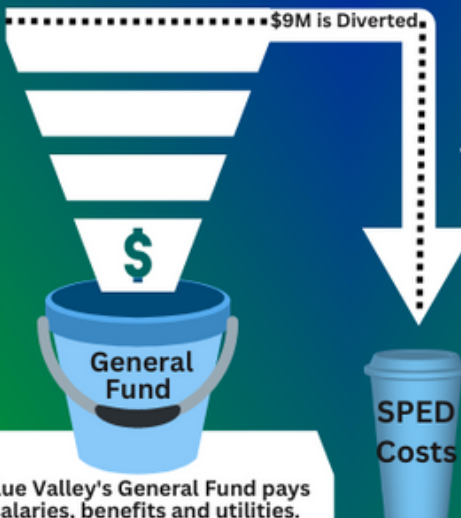
The Blue Valley general enrollment has decreased 2% since 2017.



The Blue Valley School District recoups 68.3% of its special education excess costs when state law prescribes a 92% rate.

State Funding

(Base State Aid Per Pupil)



Due to inadequate state SPED funding, the first \$9M of the State's Base State Aid Per Pupil funding is diverted from the General Fund to SPED excess costs.

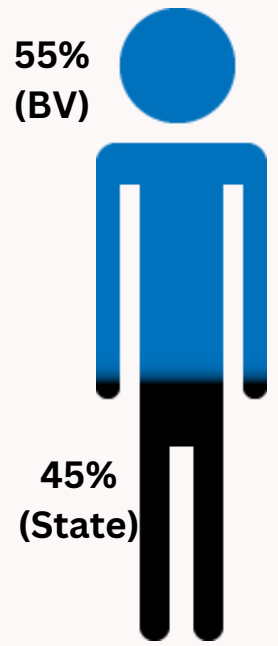
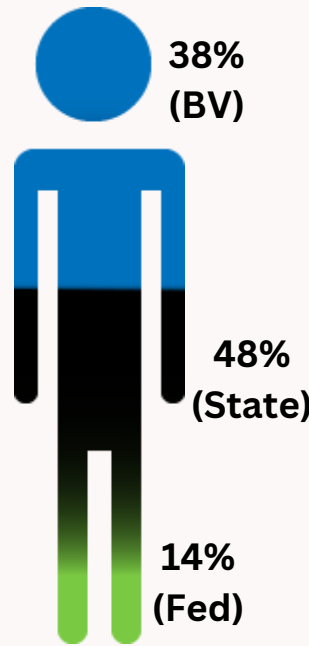
THE COST OF SPECIAL EDUCATION IN BLUE VALLEY

**SPED
TEACHER**

Avg. annual salary: \$66,046

**SPED
PARA**

Avg. annual salary: \$28,040



State reimbursed Blue Valley \$31,530/teacher in 2021-22

State reimbursed Blue Valley \$12,612/para in 2021-22

Blue Valley paid \$25,126/teacher out of general fund

Blue Valley paid \$15,428/para out of general fund

Federal reimbursed Blue Valley \$9,390/teacher in 2021-22

Federal reimbursed Blue Valley \$0/para in 2021-22

Eighty-three percent of SPED costs are people. Every year, state and federal special education reimbursement cover less than 65% of SPED teachers' and paraprofessionals' annual salaries.



To learn more about about Blue Valley's Legislative positions, scan this QR code.

