


English

Reading Strategies Posters

13 Posters
in 3 sizes
& 3
versions

Get your
mouth ready

Lips the Fish



Eagle Eye



Flippy Dolphin



Chunky Monkey



Skippy Frog



- Skip the word.
- Keep reading.
- Hop back and read again.

Look at the
Find clues to

Stretchy
Snake



- Stretch the word slow
- Read the word.

Dot it.



- Read with expression.

Owl Glasses



2 pictures and the words.
k right?
nd right?
ke sense?

Copyright © Lidia R. Barbosa 2012. n.
KinderAlphabet.com

Thank You!

I appreciate your interest in my products.
Please let me know if you have any questions or concerns.



I would **love** some positive feedback in my store.



You can also find me here:

English Resources: www.KinderAlphabet.com
and this [Facebook page](#)

Spanish Resources: www.kinderlatino.blogspot.com
and [Facebook](#)

My Teacher Store:
<http://www.teacherspayteachers.com/Store/Lidia-Barbosa>

Reading Strategies Posters
created by Lidia R. Barbosa

Copyright Notice © 2012

This book may not be reproduced or copied except for the **one classroom use** of the original purchaser. If you would like to share the contents of this book with another person, please purchase an additional copy for each recipient. Otherwise, please direct them to

<http://www.teacherspayteachers.com/Store/Lidia-Barbosa> where this book and other titles are available for purchase.

Note: If you would like to share this book with a grade level in your school, please contact me for a Grade Level License.

Giving Credit where credit is due:

Paper background: BabaPuff on Etsy, Dreamlike Magic on ETSY
Graphics by: KPM Doodles, Scrappin Doodles & Graphics Factory


Includes:

- * Posters
- * Medium- Size Cards
- * Student Cards

In **THREE** versions 😊


Version #1

Lips the Fish




- Get your lips ready.
- Say the first sounds of a word.

Eagle Eye




- Look at the pictures.
- Find clues to help you figure out the word.

Skippy Frog



- Skip the word.
- Keep reading.
- Hop back and read again.

Chunky Monkey



- Look for a chunk you know.
- Look for a word part you know.

Stretchy Snake



- Stretch the word slowly.
- Put the sounds together to read the word.


Owl Glasses

check the picture,
check the word




- Look at the pictures and the words.
- Does it look right?
- Does it sound right?
- Does it make sense?

Flippy Dolphin




- Try a short vowel sound.
- Try a long vowel sound.
- Does it make sense?

Helpful Hippo



- Did you try everything?
- Ask for help.

Helpful Kangaroo




- Did you try everything?
- Ask for help.

Tryin' Lion



- Try it again.



Dotty Giraffe

- Look at the punctuation.
- Read with expression.


Question Cards

-only 1 version

of this size

plus blank card

Does it look
right?




Does it sound
right?




Does it make
sense?





Medium- Size Cards


Lips the Fish



- Get your lips ready.
- Say the first sounds of a word.

Copyright©Lidia R. Barbosa2012 KinderAlphabet.blogspot.com
Reading Strategies Posters


Eagle Eye



- Look at the pictures.
- Find clues to help you figure out the word.

Copyright©Lidia R. Barbosa2012 KinderAlphabet.blogspot.com
Reading Strategies Posters

Skippy Frog



- Skip the word.
- Keep reading.
- Hop back and read again.

Copyright©Lidia R. Barbosa2012 KinderAlphabet.blogspot.com
Reading Strategies Posters

Chunky Monkey




- Look for a chunk you know.
- Look for a word part you know.

Copyright©Lidia R. Barbosa2012 KinderAlphabet.blogspot.com
Reading Strategies Posters

Stretchy

Snake




- Stretch the word slowly.
- Put the sounds together to read the word.

Copyright©Lidia R. Barbosa2012 KinderAlphabet.blogspot.com
Reading Strategies Posters

Owl Glasses


check the picture,
check the word



- Look at the pictures and the words.
- Does it look right?
- Does it sound right?
- Does it make sense?

Copyright©Lidia R. Barbosa2012 KinderAlphabet.blogspot.com
Reading Strategies Posters


Flippy Dolphin



- Try a short vowel sound.
- Try a long vowel sound.
- Does it make sense?

Copyright©Lidia R. Barbosa2012 KinderAlphabet.blogspot.com
Reading Strategies Posters


Helpful Hippo



- Did you try everything?
- Ask for help.

Copyright©Lidia R. Barbosa2012 KinderAlphabet.blogspot.com
Reading Strategies Posters

Tryin' Lion



- Try it again.

Copyright©Lidia R. Barbosa2012 KinderAlphabet.blogspot.com
Reading Strategies Posters




Dotty Giraffe

- Look at the punctuation.
- Read with expression.

Copyright©Lidia R. Barbosa2012 KinderAlphabet.blogspot.com
Reading Strategies Posters

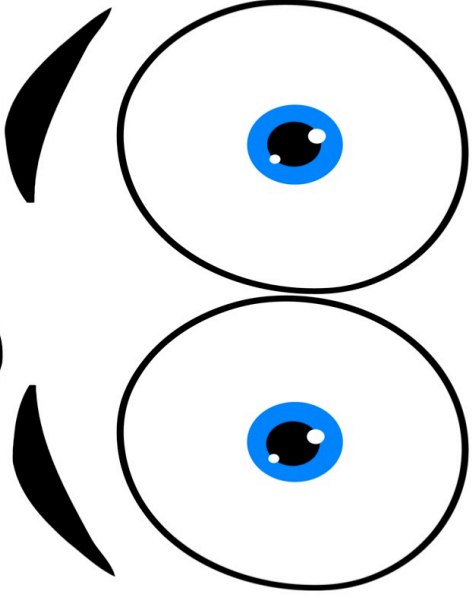
Helpful Kangaroo



- Did you try everything?
- Ask for help.

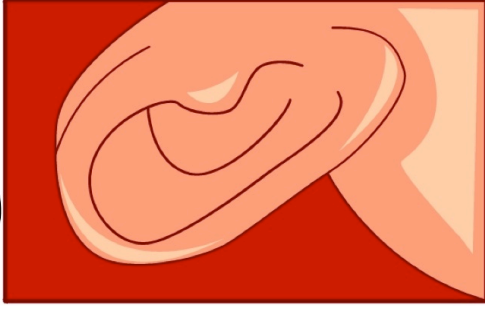
Question Cards
-only 1 version
of this size

Does it look
right?



Copyright©Lidia R. Barbosa2012 KinderAlphabet.blogspot.com
Reading Strategies Posters

Does it sound
right?



Copyright©Lidia R. Barbosa2012 KinderAlphabet.blogspot.com
Reading Strategies Posters

Does it make
sense?




Copyright©Lidia R. Barbosa2012 KinderAlphabet.blogspot.com
Reading Strategies Posters

Copyright©Lidia R. Barbosa2012 KinderAlphabet.blogspot.com
Reading Strategies Posters

Student Cards


Lips the Fish



- Get your lips ready.
- Say the first sounds of a word.

Copyright©Lidia R. Barbosa2012 KinderAlphabet.blogspot.com
Reading Strategies Posters


Skippy Frog



- Skip the word.
- Keep reading.
- Hop back and read again.

Copyright©Lidia R. Barbosa2012 KinderAlphabet.blogspot.com
Reading Strategies Posters


Eagle Eye



- Look at the pictures.
- Find clues to help you figure out the word.

Copyright©Lidia R. Barbosa2012 KinderAlphabet.blogspot.com
Reading Strategies Posters

Chunky Monkey



- Look for a chunk you know.
- Look for a word part you know.

Copyright©Lidia R. Barbosa2012 KinderAlphabet.blogspot.com
Reading Strategies Posters

Stretchy Snake



- Stretch the word slowly.
- Put the sounds together to read the word.

Copyright©Lidia R. Barbosa2012 KinderAlphabet.blogspot.com
Reading Strategies Posters

Owl Glasses


check the picture,
check the word



- Look at the pictures and the words.
- Does it look right?
- Does it sound right?
- Does it make sense?

Copyright©Lidia R. Barbosa2012 KinderAlphabet.blogspot.com
Reading Strategies Posters


Flippy Dolphin



- Try a short vowel sound.
- Try a long vowel sound.
- Does it make sense?

Copyright©Lidia R. Barbosa2012 KinderAlphabet.blogspot.com
Reading Strategies Posters

Helpful Kangaroo



- Did you try everything?
- Ask for help.

Copyright©Lidia R. Barbosa2012 KinderAlphabet.blogspot.com
Reading Strategies Posters

Tryin' Lion



- Try it again.

Copyright©Lidia R. Barbosa2012 KinderAlphabet.blogspot.com
Reading Strategies Posters


Dotty Giraffe



- Look at the punctuation.
- Read with expression.

Copyright©Lidia R. Barbosa2012 KinderAlphabet.blogspot.com
Reading Strategies Posters

Helpful Hippo




- Did you try everything?
- Ask for help.

Copyright©Lidia R. Barbosa2012 KinderAlphabet.blogspot.com
Reading Strategies Posters

Question Cards
-only 1 version
of this size

Does it look
right?



Copyright©Lidia R. Barbosa2012 KinderAlphabet.blogspot.com
Reading Strategies Posters

Does it sound
right?



Copyright©Lidia R. Barbosa2012 KinderAlphabet.blogspot.com
Reading Strategies Posters

Does it make
sense?

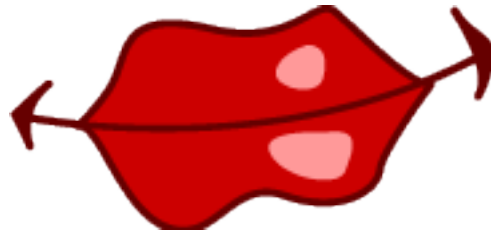


Copyright©Lidia R. Barbosa2012 KinderAlphabet.blogspot.com
Reading Strategies Posters

Copyright©Lidia R. Barbosa2012 KinderAlphabet.blogspot.com
Reading Strategies Posters


Version #2

Get your
mouth ready.




- Get your lips ready.
- Say the first sounds of a word.

Look at the
picture.




- Look at the picture.
- Find clues to help you read.

Hop over it.




- Skip the word.
- Keep reading.
- Hop back and read again.

Chunk it.



- Look for a chunk you know.
- Look for a word part you know.

Read it slowly.



- Stretch the word slowly.
- Put the sounds together to read the word.


Revise it.

check the picture,
check the word




- Look at the pictures and the words.
- Does it make sense?

Flip the Vowel.



- Try a short vowel sound.
- Try a long vowel sound.
- Does it make sense?

Ask the teacher.




- Did you try everything?
- Ask for help.

Read it again.



Dot it.



- Look at the punctuation.
- Read with expression.

Medium- Size Cards

Get your mouth ready.




- Get your lips ready.
- Say the first sounds of a word.

Look at the picture.



- Look at the picture.
- Find clues to help you read.


Hop over it.



- Skip the word.
- Keep reading.
- Hop back and read again.

Copyright©Lidia R. Barbosa2012 KinderAlphabet.blogspot.com
Reading Strategies Posters


Chunk it.



- Look for a chunk you know.
- Look for a word part you know.

Copyright©Lidia R. Barbosa2012 KinderAlphabet.blogspot.com
Reading Strategies Posters

Read it slowly.




- Stretch the word slowly.
- Put the sounds together to read the word.

Copyright©Lidia R. Barbosa2012 KinderAlphabet.blogspot.com
Reading Strategies Posters

Revise it.


check the picture,
check the word



- Look at the pictures and the words.
- Does it make sense?

Copyright©Lidia R. Barbosa2012 KinderAlphabet.blogspot.com
Reading Strategies Posters


Flip the Vowel.



- Try a short vowel sound.
- Try a long vowel sound.
- Does it make sense?

Copyright©Lidia R. Barbosa2012 KinderAlphabet.blogspot.com
Reading Strategies Posters


Ask the teacher.



- Did you try everything?
- Ask for help.


Copyright©Lidia R. Barbosa2012 KinderAlphabet.blogspot.com
Reading Strategies Posters

Read it again.



Copyright©Lidia R. Barbosa2012 KinderAlphabet.blogspot.com
Reading Strategies Posters

Dot it.



- Look at the punctuation.
- Read with expression.

Copyright©Lidia R. Barbosa2012 KinderAlphabet.blogspot.com
Reading Strategies Posters

Student Cards

Get your mouth ready.



- Get your lips ready.
- Say the first sounds of a word.

Copyright©Lidia R. Barbosa2012 KinderAlphabet.blogspot.com
Reading Strategies Posters


Look at the picture.



- Look at the picture.
- Find clues to help you read.

Copyright©Lidia R. Barbosa2012 KinderAlphabet.blogspot.com
Reading Strategies Posters

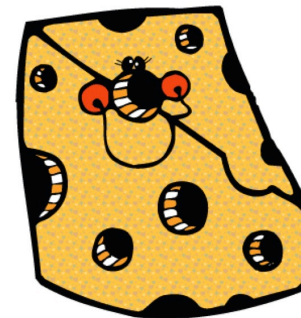
Hop over it.



- Skip the word.
- Keep reading.
- Hop back and read again.

Copyright©Lidia R. Barbosa2012 KinderAlphabet.blogspot.com
Reading Strategies Posters


Chunk it.



- Look for a chunk you know.
- Look for a word part you know.

Copyright©Lidia R. Barbosa2012 KinderAlphabet.blogspot.com
Reading Strategies Posters

Read it slowly.



- Stretch the word slowly.
- Put the sounds together to read the word.

Copyright©Lidia R. Barbosa2012 KinderAlphabet.blogspot.com
Reading Strategies Posters

Revise it.


check the picture,
check the word



- Look at the pictures and the words.
- Does it make sense?

Copyright©Lidia R. Barbosa2012 KinderAlphabet.blogspot.com
Reading Strategies Posters


Flip the Vowel.



- Try a short vowel sound.
- Try a long vowel sound.
- Does it make sense?

Copyright©Lidia R. Barbosa2012 KinderAlphabet.blogspot.com
Reading Strategies Posters

Ask the teacher.



- Did you try everything?
- Ask for help.


Copyright©Lidia R. Barbosa2012 KinderAlphabet.blogspot.com
Reading Strategies Posters

Read it again.



Copyright©Lidia R. Barbosa2012 KinderAlphabet.blogspot.com
Reading Strategies Posters

Dot it.

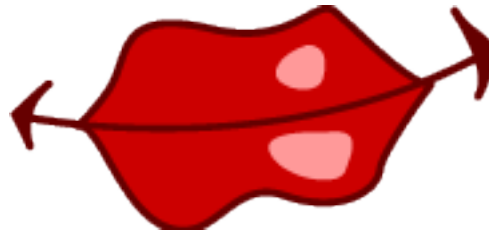


- Look at the punctuation.
- Read with expression.

Copyright©Lidia R. Barbosa2012 KinderAlphabet.blogspot.com
Reading Strategies Posters

Version #3

Get your
mouth




ready.

Look at the
picture.




Hop over it




and come

back later.

Chunk it.



Read it
slowly.




Check it.

check the picture,
check the word




- Look at the pictures and the words.
- Does it make sense?

Flip it.



- Try a short vowel sound.
- Try a long vowel sound.
- Does it make sense?

Ask a friend.



- Did you try everything?
- Ask for help.

Try it again.





Dot it.



- Look at the punctuation.
- Read with expression.

Medium Cards


Get your
mouth



ready.


Copyright©Lidia R. Barbosa2012 KinderAlphabet.blogspot.com
Reading Strategies Posters

Look at the
picture.



Copyright©Lidia R. Barbosa2012 KinderAlphabet.blogspot.com
Reading Strategies Posters


Hop over it



and come
back later.


Copyright©Lidia R. Barbosa2012 KinderAlphabet.blogspot.com
Reading Strategies Posters

Chunk it.



Copyright©Lidia R. Barbosa2012 KinderAlphabet.blogspot.com
Reading Strategies Posters


**Read it
slowly.**



Copyright©Lidia R. Barbosa2012 KinderAlphabet.blogspot.com
Reading Strategies Posters

Check it.


check the picture,
check the word



- Look at the pictures and the words.
- Does it make sense?

Copyright©Lidia R. Barbosa2012 KinderAlphabet.blogspot.com
Reading Strategies Posters

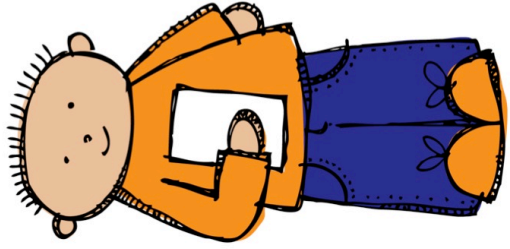
Flip it.



- Try a short vowel sound.
- Try a long vowel sound.
- Does it make sense?

Copyright©Lidia R. Barbosa2012 KinderAlphabet.blogspot.com
Reading Strategies Posters


Ask a friend.



- Did you try everything?
- Ask for help.

Copyright©Lidia R. Barbosa2012 KinderAlphabet.blogspot.com
Reading Strategies Posters


Try it again.



Copyright©Lidia R. Barbosa2012 KinderAlphabet.blogspot.com
Reading Strategies Posters



Dot it.



- Look at the punctuation.
- Read with expression.

Copyright©Lidia R. Barbosa2012 KinderAlphabet.blogspot.com
Reading Strategies Posters

Student Cards


Get your
mouth



ready.


Copyright©Lidia R. Barbosa2012 KinderAlphabet.blogspot.com
Reading Strategies Posters

Look at the
picture.



Copyright©Lidia R. Barbosa2012 KinderAlphabet.blogspot.com
Reading Strategies Posters

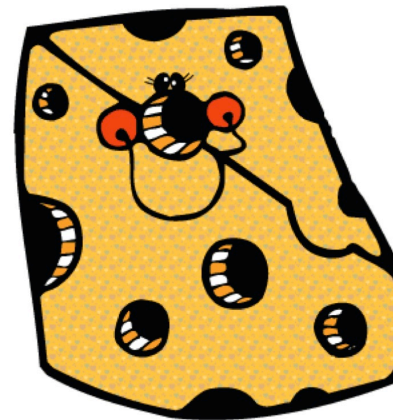
Hop over it



and come
back later.


Copyright©Lidia R. Barbosa2012 KinderAlphabet.blogspot.com
Reading Strategies Posters

Chunk it.



Copyright©Lidia R. Barbosa2012 KinderAlphabet.blogspot.com
Reading Strategies Posters

Read it slowly.



Copyright©Lidia R. Barbosa2012 KinderAlphabet.blogspot.com
Reading Strategies Posters

Check it.


check the picture,
check the word



- Look at the pictures and the words.
- Does it make sense?

Copyright©Lidia R. Barbosa2012 KinderAlphabet.blogspot.com
Reading Strategies Posters

Flip it.



- Try a short vowel sound.
- Try a long vowel sound.
- Does it make sense?

Copyright©Lidia R. Barbosa2012 KinderAlphabet.blogspot.com
Reading Strategies Posters

Ask a friend.



- Did you try everything?
- Ask for help.


Copyright©Lidia R. Barbosa2012 KinderAlphabet.blogspot.com
Reading Strategies Posters

Try it again.



Copyright©Lidia R. Barbosa2012 KinderAlphabet.blogspot.com
Reading Strategies Posters

Dot it.



- Look at the punctuation.
- Read with expression.

Copyright©Lidia R. Barbosa2012 KinderAlphabet.blogspot.com
Reading Strategies Posters