


My Reading Strategies

Lips the Fish



- Get your lips ready.
- Say the first sounds of a word.

Copyright © Lidia R. Barbosa 2012. KinderAlphabet.blogspot.com

Eagle Eye



- Look at the pictures.
- Find clues to help you figure out the word.

Copyright © Lidia R. Barbosa 2012. KinderAlphabet.blogspot.com

Stretchy Snake



- Stretch the word slowly.
- Put the sounds together to read the word.

Copyright © Lidia R. Barbosa 2012. KinderAlphabet.blogspot.com


Chunky Monkey



- Look for a chunk you know.
- Look for a word part you know.

Copyright © Lidia R. Barbosa 2012. KinderAlphabet.blogspot.com

Flippy Dolphin



- Try a short vowel sound.
- Try a long vowel sound.
- Does it make sense?

Copyright © Lidia R. Barbosa 2012. KinderAlphabet.blogspot.com

Skippy Frog



- Skip the word.
- Keep reading.
- Hop back and read again.

Copyright © Lidia R. Barbosa 2012. KinderAlphabet.blogspot.com

Tryin' Lion



- Try it again.

Copyright © Lidia R. Barbosa 2012. KinderAlphabet.blogspot.com


Dotty Giraffe



- Look at the punctuation.
- Read with expression.

Copyright © Lidia R. Barbosa 2012. KinderAlphabet.blogspot.com

Helpful Hippo



- Did you try everything?
- Ask for help.

Copyright © Lidia R. Barbosa 2012. KinderAlphabet.blogspot.com