





Reading Pictographs and Bar Graphs

For 1 through 4, use the pictograph at the right.

Books Read

Nancy	
Tamika	
Jamal	
Phil	

Each  = 4 books Each  = 2 books

1. Who read the most books?

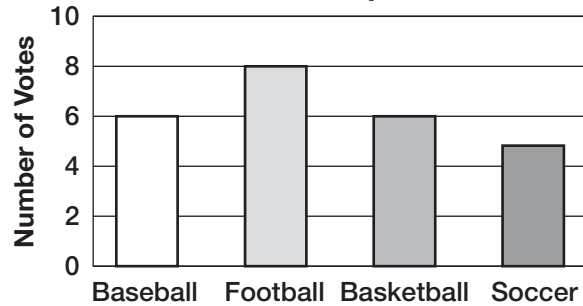
2. Who read exactly 18 books?

3. How many more books did Nancy read than Jamal?

4. Who read the fewest books?

For 5 through 8, use the bar graph at the right.

Favorite Sport



5. How many people chose soccer as their favorite sport?

6. Which sport was voted as a favorite the most?

7. **Reasonableness** Casey said that 40 people were surveyed. Is his answer reasonable? Explain.

8. Which sentence is true?

- A Baseball and basketball received the same number of votes.
- B More people chose soccer than baseball.
- C More people chose football than basketball and soccer combined.
- D More people chose baseball than football.